

Cut-off wheels PRECISION

Combine performance and versatility

Elaborated according to a very rigorous specification, these cut-off wheels offer the user a precision cutting thanks to the characteristics of its binder and the quality of its abrasives.

Usable on all cutting machines, these wheels give cut-off quality which allows reducing the duration of the downstream operations.

LAM PLAN precision cut-off wheels are available in 6 versions according to their hardness and the abrasive used in their composition. The visual colour code facilitates memory.




RED (AL₂O₃)

Type	Dim. (mm)	Qty.	Ref.
Soft – semi-hard steel	125 x 12,7 x 0,45	5	05 80016 90
	150 x 12,7 x 0,45	5	05 80016 10



T1 (AL₂O₃)

Type	Dim. (mm)	Qty.	Ref.
Soft – semi-hard steel	200 x 25,4 x 0,8	10	05 911P02000
	250 x 32 x 1,2	10	05 911P42500
	300 x 32 x 1,5	10	05 911P43000




BLUE (AL₂O₃)

Type	Dim. (mm)	Qty.	Ref.
Treated metals - special steel	125 X 12,7 X 0,45	5	05 80013 90
	150 x 12,7 x 0,45	5	05 80013 10
	203 x 25,4 x 1	10	05 80013 20



T2 (AL₂O₃)

Type	Dim. (mm)	Qty.	Ref.
Treated metals - special steel	250 x 32 x 1,2	10	05 921P42500
	300 x 32 x 1,5	10	05 921P43000



WHITE (SiC)

Type	Dim. (mm)	Qty.	Ref.
Soft and ductile non-ferrous metals (aluminium, titanium, ...)	125 x 12,7 x 0,45	5	05 80025 90
	150 x 12,7 x 0,45	5	05 80025 10
	203 x 25,4 x 1	10	05 80025 20
	250 x 32 x 1,5	10	05 80025 40
	305 x 32 x 1,5	10	05 80025 50

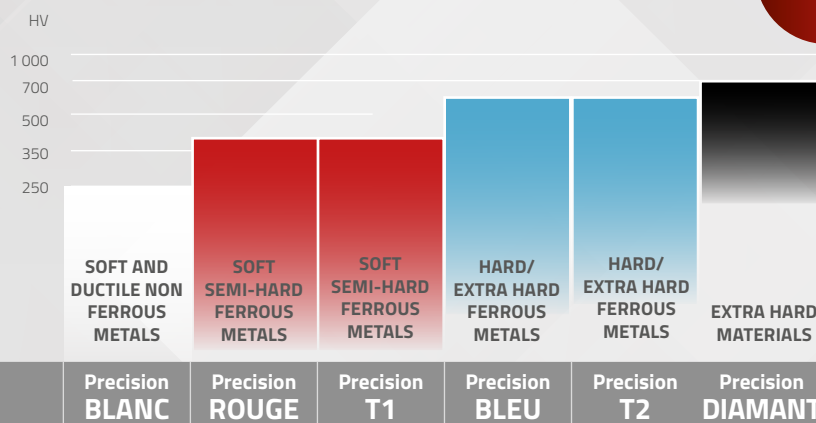
Cut-off wheels PRECISION DIAMANT

Type	Dim. (mm)	Qty.	Ref.
	101,6 x 12,7 x 0,30	1	05 82129 10
All sintered materials	125 x 12,7 x 0,38	1	05 82129 20
Ceramic	152 x 12,7 x 0,5	1	05 82129 30
Cermet	203 x 32 x 0,8	1	05 82130 30
Carbide W and Sic	254 x 32 x 1	1	05 82335 40
Glass, silica, quartz	305 x 32 x 1,3	1	05 82335 50
High metal content materials			
Heterogeneous hardness materials ex. : carbide coating on, steel substrate	152 x 12,7 x 0,38	1	05 82129130



PRECISION

The table below will help you determine the right cut-off wheel choice for the material to be cut.



GUIDANCE

Adaptor rings

Designation	Ø mm	Qty.	Ref.
	22 / 12,7	5	60 00609 90
Adaptor ring - PVC For cut-off wheels	25,4 / 12,7	5	60 00370 90
	25,4 / 22	5	60 00372 90
	32 / 25,4	5	60 00374 90
Adaptor ring - Steel For cut-off wheels	22 / 12,7	5	60 00608 90
	25,4 / 12,7	5	60 00369 90
	25,4 / 22	5	60 00371 90
	32 / 25,4	5	60 00373 90

